

UPSTO ASSIGNMENT ELECTRONIC FILING

The screenshot displays the USPTO EFS-Web interface in a Windows Internet Explorer browser window. The browser's address bar shows the URL: <https://spatral.uspto.gov/authenticate/AuthenticateUserLocalEFP.html>. The page title is "Authenticate Entrust Desktop Security Store User".

The main content area is titled "United States Patent and Trademark Office" and includes a navigation menu with links for Home, Site Index, Search, FAQ, Glossary, Guides, Contacts, eBusiness, eBiz Alerts, News, and Help. Below this, there are links for Portal Home, Patents, Trademarks, Other, and Sign-Off Authenticated Session.

The left sidebar contains several sections:

- Patent eBusiness**
 - Electronic Filing
 - Patent Application Information (PAIR)
 - Patent Ownership
 - Change Ownership
 - Search Patent Assignments
 - Assignment Help
 - Fees
 - Supplemental Resources & Support
- Patent Information**
 - Patent Guidance and General Info
 - Codes, Rules & Manuals
 - Employee & Office Directories
 - Resources & Public Notices
- Patent Searches**
 - Patent Official Gazette
 - Search Patents & Applications
 - Search Biological Sequences
 - Copies, Products & Services
- Other**
 - Copyrights
 - Trademarks
 - Policy & Law
 - Reports

The main content area is titled "EFS Registered" and includes a "Registered eFilers" section with a "Please Read Announcements" link. Below this is a "Certification" section with the following text:

A submission has not been filed officially at the USPTO until the e-filer executes the Submit function and the documents are received at the USPTO Eastern Time. The Acknowledgement Receipt is evidence of this submission.
All items denoted by * are required.

Advisory (24SEPT2009): Please do not enter any preceding spaces or tabs when entering an application number (or control number for a reexamination proceeding) on the initial EFS-Web screen. If a user does enter a preceding space or tab when filing a follow-on submission to an existing design application, provisional application, or reexamination proceeding, EFS-Web will present screens that contain only document descriptions and fee codes for utility applications (rather than those for the appropriate type of application or proceeding). This issue will be resolved in the next EFS-Web release.

IMPORTANT: Please read [Legal Framework for using EFS-Web](#).

Your Digital Certificate has been authenticated - please certify your identity:

I certify that I am the certificate holder **Richard A. Neifeld**

I certify that I am working under the authority of the certificate holder: **Richard A. Neifeld**

Main Functions

New application

(This includes new filings of continuation, divisional, and continuation-in-part applications. A request for continued examination (RCE) and continued prosecution application (CPA) are considered existing documents and must be filed as a registered eFiler.)

Existing application/patent

My Workplace

Buttons: [Privacy Policy](#), Cancel, Continue

Do not close or exit the eFiling portal once you have started the online filing process without saving or submitting or you will lose your work.

For your convenience, all links in the left hand side of the eFiling portal will open in new windows to help prevent accidental loss of information during filing. Context-sensitive help (information graphic links) will appear in a new window.

If you need help:

- Call the Patent Electronic Business Center at (866) 217-9197 (toll free) or e-mail EBC@uspto.gov for specific questions about Patent e-Filing.
- Send general questions about USPTO programs to the [USPTO Contact Center \(UCC\)](#).
- If you experience technical difficulties or problems with this application, please report them via e-mail to [Electronic Business Support](#) or call 1 800-786-9199.

The Windows taskbar at the bottom shows the Start button, several open applications (Microsoft Office, VSIP/Case Track..., Windows Explorer, Adobe Acrobat..., Authenticate E..., Microsoft PowerPoint), and the system tray with the time 9:37 AM.

EPAS MAIN PAGE

The screenshot shows a Windows Internet Explorer browser window displaying the USPTO EPAS main page. The browser's address bar shows the URL <http://epas.uspto.gov/>. The page header includes the USPTO logo and navigation links: Home, Site Index, Search, Guides, Contacts, eBusiness, eBiz alerts, News, and Help. Below the header is the title "Electronic Patent Assignment System" in red. The main content area features the heading "Electronic Patent Assignment System (EPAS)" in blue. The text describes the system as a service provided by the Assignment Services Division (ASD) of the Office of Public Records. It explains that users create and submit Patent Assignment Recordation Coversheets online, attaching supporting legal documentation as TIFF or PDF files. It also notes that assignment information is recorded as provided and not verified or modified by the USPTO. A "SPECIAL NOTES" section states that forms filed via EPAS will be marked with a U.S. Eastern Time timestamp and a Confirmation of Receipt will be displayed upon fee payment. A "TECHNICAL REQUIREMENTS" section specifies that EPAS works with Netscape Navigator (Version 4.0 or later) or Microsoft Internet Explorer for Windows (Version 4.0 or later), and that supporting documentation must be in TIFF format (8.5"x11", 300 dpi, portrait orientation, black and white). A "CONTACT INFORMATION" section provides details for the Assignment Services Division Customer Service Desk, including a phone number (571-272-3350) and an email address (EPAS@uspto.gov). A "PRIVACY POLICY STATEMENT" section explains that the information collected is used for recording assignments and is public. The footer of the page contains the text: "This collection of information is required by 36 USC §§ 261 and 263 and is used by the public to submit (and by the USPTO to process) patent assignment recordation requests using the Electronic Patent Assignment System (EPAS). This collection is estimated to take 30 minutes to complete, including gathering the necessary information, filling out the online forms, and submitting the completed request to the USPTO. Any comments on the amount of time you require to complete this request and/or suggestions for reducing this burden should be sent to the Manager of the Assignment Division, USPTO, P.O. Box 1450, Alexandria, VA 22313-1450." The Windows taskbar at the bottom shows the Start button, several icons, and the system tray with the time 9:38 AM.

USPTO. EPAS. - Windows Internet Explorer
http://epas.uspto.gov/

File Edit View Favorites Tools Help

USPTO. EPAS.

United States Patent and Trademark Office
Home | Site Index | Search | Guides | Contacts | eBusiness | eBiz alerts | News | Help

Electronic Patent Assignment System

Electronic Patent Assignment System (EPAS)

The Assignment Services Division (ASD) of the Office of Public Records presents the Electronic Patent Assignment System (EPAS).

Using EPAS, you create and submit a Patent Assignment Recordation Coversheet by completing on-line web forms and attaching the supporting legal documentation as TIFF or PDF (no color please) for submission via the Internet.

Assignment information provided by the user will be recorded as provided and will not be verified or modified by the USPTO.

SPECIAL NOTES

All forms filed via EPAS will be marked with an U.S. Eastern Time timestamp when received on the USPTO server. Upon completion of the fee payment process, a Confirmation of Receipt will be displayed and the EST time stamp will then be applied to the submission. The time stamp applied by the EPAS server is the time of official USPTO receipt.

Payments may be made using a credit card, electronic fund transfer (EFT) or through an existing USPTO deposit account. Credit cards accepted are MasterCard, Visa, American Express or Discover.

TECHNICAL REQUIREMENTS

EPAS works with NETSCAPE NAVIGATOR [Version 4.0 or later] or MICROSOFT INTERNET EXPLORER for WINDOWS [Version 4.0 or later]. Supporting documentation attached to the Patent Assignment Recordation Coversheet must be in TIFF image format, letter size (8.5"x11"), 300 dpi, portrait orientation and black and white.

CONTACT INFORMATION

For general information about electronic filing, please telephone the Assignment Services Division Customer Service Desk at 571-272-3350 during regular business hours or e-mail your question(s) to EPAS@uspto.gov. If you need help in resolving technical problems, you may also e-mail us at EPAS@uspto.gov. We will respond to your e-mail inquiry within 2 business days. Please include a telephone number in your e-mail.

PRIVACY POLICY STATEMENT

The information collected on these forms allows the ASD to officially record an assignment. Responses to the requests for information are required to obtain the requested action. Recorded assignment information will be made public for assignments related to issued or published patents.

This collection of information is required by 36 USC §§ 261 and 263 and is used by the public to submit (and by the USPTO to process) patent assignment recordation requests using the Electronic Patent Assignment System (EPAS). This collection is estimated to take 30 minutes to complete, including gathering the necessary information, filling out the online forms, and submitting the completed request to the USPTO. Any comments on the amount of time you require to complete this request and/or suggestions for reducing this burden should be sent to the Manager of the Assignment Division, USPTO, P.O. Box 1450, Alexandria, VA 22313-1450.

Start | Microsoft O... | V5:IP/Case Tr... | 2 Windows E... | 2 Adobe Acr... | Authenticate E... | USPTO. EP... | Microsoft Pow... | 9:38 AM

EXPLANATION OF USE

USPTO. EPAS. Patent Assignment Recordation Form. Guidelines - Windows Internet Explorer

http://epas.uspto.gov/epas/guidelines.jsp

File Edit View Favorites Tools Help

USPTO. EPAS. Patent Assignment Recordation Form. ...

United States Patent and Trademark Office

Home | Site Index | Search | Guides | Contacts | eBusiness | eBiz alerts | News | Help

Electronic Patent Assignment System

Patent Assignment Recordation Form
Navigation: - Guidelines

EPAS v.14.2
PTO-1535 (Rev. 05/03)
OMB No. 0651-0027 (Esp. 03/31/2012)
U.S. Patent and Trademark Office; U.S. DEPARTMENT OF COMMERCE
Under the Paperwork Reduction Act of 1995, no persons are required to respond to a collection of information unless it displays a valid OMB control number.

Guidelines

To file electronically, complete the following steps:

- Fill out all required fields for each input screen.
- [Help instructions](#) are available by clicking on the highlighted term. A new window will open whenever one of these links is clicked.
- When all required forms are completed and the appropriate supporting legal documentation files are attached, a validation screen will appear displaying the information provided. Prior to the payment process a Validation Screen with all of the data will be displayed. If the information displayed is correct, proceed with payment, if the information is incorrect return to the appropriate screen by using the **on-screen** navigation controls.
- Do not use your browser's 'back' and 'forward' buttons to navigate. Use only the navigation controls on the EPAS screens.
- New feature:**
 - PDF attachments**
Legal supporting documentation may now be of either a TIFF, or a PDF file. Documents must be black and white. You may attach more than one file in more than one format.
 - Saved Submission**
When all assignment data screens are completed, prior to proceeding to the payment screen (or submit process - if no fee is due) the current submission can be temporarily saved to a USPTD server. A URL link will be provided via a display on the screen and by email that identifies the link that permits access to the saved submission. To save a submission use the 'Advanced' button on the Validation screen and choose the 'Save Submission' button on the following screen. The URL link is valid for 4 days.
 - Create Template**
Data from a submission, namely: correspondence information, conveying party(s), receiving party(s) and property (s) can be downloaded to your workstation as a template to re-use in future submissions. To download a template use the 'Advanced' button on the Validation screen and choose the 'Customize Template' button on the following screen.
Using the template
To start a new assignment filing from the downloaded template, use the 'Start from Template' button shown below on this screen.
- A Confirmation of Receipt (an html attachment) with the EPAS tracking identification number acknowledging receipt of your submission will be displayed to the screen and transmitted via email upon completion of the payment process (when required). Please mark the appropriate check box if you do not wish to receive this email with the attached html receipt. You may also print a copy of this screen for your records.
- Once submitted, the filing will not be cancelled unless the request fails to satisfy the minimum filing requirements.

Start Start From Template Cancel

HOME | INDEX | SEARCH | eBUSINESS | CONTACT US | PRIVACY STATEMENT

10/02/2009 09:39 AM EDT

Start Microsoft Office Word 2007 V5:IP/Case Tr... 2 Windows E... 2 Adobe Acr... Authenticate E... USPTO. EP... Microsoft Pow... 9:39 AM

SELECT CONVEYANCE TYPE

USPTO. EPAS. Patent Assignment Recordation Form. Conveyance Type - Windows Internet Explorer

http://epas.uspto.gov/epas/p.jsp

File Edit View Favorites Tools Help

USPTO. EPAS. Patent Assignment Recordation Form. ...

United States Patent and Trademark Office

Home | Site Index | Search | Guides | Contacts | eBusiness | eBiz alerts | News | Help

Electronic Patent Assignment System

Patent Assignment Recordation Form
Navigation: [Guidelines](#) - Conveyance Type

EPAS v.14.2
PTO-1535 (Rev. 05/03)
OMB No. 0651-0027 (Esp. 03/31/2012)

Conveyance Type

Select nature of conveyance

[Assignment](#)

[Change Of Name](#)

[Merger](#) Effective date: Format: MM/DD/YYYY

[Nunc Pro Tunc Assignment](#) Effective date is required for 'Merger' and 'Nunc Pro Tunc' types

[Security Agreement](#)

[Government Interest Agreement](#)

[Executive Order 9424, Confirmatory License](#)

[Corrective Assignment](#)

You must attach a copy of the original coversheet for a corrective assignment

to correct the

Identify what parts of the assignment need to be corrected

previously recorded on Reel: and Frame:

Assignor(s) hereby confirms the

identify conveyance text of the original assignment

[Mortgage](#)

[Lien](#)

[License](#)

[Option](#)

[Decree of Distribution](#)

[Letters of Testamentary](#)

[Letters of Administration](#)

[Court Appointment of Trustee](#)

[Release by Secured Party](#)

[Conditional Assignment](#)

[Other](#)

Enter other conveyance type text here

If the nature of conveyance is an "Assignment", "Merger", "Change of Name", or "Nunc Pro Tunc", you should check the

Start | 3 Microsoft O... | V5:IP/Case Tr... | 2 Windows E... | 2 Adobe Acr... | Authenticate E... | USPTO. EP... | Microsoft Pow... | 9:40 AM

IDENTIFY CONVEYING PARTIES

USPTO. EPAS. Patent Assignment Recordation Form. Conveying Party(ies) - Windows Internet Explorer

http://epas.uspto.gov/epas/p.jsp

File Edit View Favorites Tools Help

USPTO. EPAS. Patent Assignment Recordation Form. ...

United States Patent and Trademark Office

Home | Site Index | Search | Guides | Contacts | eBusiness | eBiz alerts | News | Help

Electronic Patent Assignment System

Patent Assignment Recordation Form
Navigation: [Guidelines](#) - [Conveyance Type](#) - [Correspondence](#) - [Conveyor](#)

EPAS v1.4.2
PTO-1535 (Rev. 05/03)
OMB No. 0651-0027 (Esp. 03/31/2012)

Conveying Party(ies)

Enter conveying party data

<input checked="" type="radio"/> Individual	Prefix	First Name *	Middle Name/Initial	Last Name *	Suffix
		Alberto		xxxxxx	
<input type="radio"/> Company	Name *				
<input type="radio"/> Date of Execution *	Format: MM/DD/YYYY				

| HOME | INDEX | SEARCH | eBUSINESS | CONTACT US | PRIVACY STATEMENT

10/02/2009 09:43 AM EDT

Start | Microsoft Office... | V5-IP/Case Track... | 2 Windows Explo... | 2 Adobe Acrobat ... | 2 Internet Exp... | Microsoft PowerPoi... | 9:47 AM

ADDITIONAL SCREENS

SCREENS

- **IDENTIFY RECEIVING PARTIES**
- **IDENTIFY PROPERTY (APPLICATION NUMBER, PATENT NUMBER, PCT NUMBER)**

UPLOAD ASSIGNMENT

The screenshot shows a web browser window titled "USPTO. EPAS. Patent Assignment Recordation Form. Image Attachments - Windows Internet Explorer". The address bar shows the URL "http://epas.uspto.gov/epas/p.jsp". The browser's menu bar includes "File", "Edit", "View", "Favorites", "Tools", and "Help". The Favorites bar shows "USPTO. EPAS. Patent Assignment Recordation Form. I...".

The website header features the United States Patent and Trademark Office logo and navigation links: "Home", "Site Index", "Search", "Guides", "Contacts", "eBusiness", "eBiz alerts", "News", and "Help". The main heading is "Electronic Patent Assignment System".

Below the heading, there is a navigation menu: "Patent Assignment Recordation Form", "Navigation: Guidelines", "Conveyance Type", "Correspondence", "Conveyor", "Receiver", "Property", and "Attachments". On the right side, there is version information: "EPAS v14.2", "PTO-1535 (Rev. 05/03)", and "OMB No. 0651-0027 (Esp. 03/31/2012)".

The main content area is titled "Image Attachments" and contains the following instructions:

Attach required legal documents
Document pages must be in TIFF or PDF format, letter size (8.5"x11"), 300 dpi, portrait orientation, black and white with black text on white background.
To ensure clarity of image please review each thumbnail.
If the file type attached is not of TIFF type, the attached document(s) will be converted to single page tiff files.
To attach a file click the 'Browse' button and select a file. file (.pdf, .tif or .txt is permitted)
Then click the 'Attach' button to transmit the file to the server.
A thumbnail image will appear on the screen when the file is successfully attached.
Note: File types .pdf, .txt or multi-page tiff files will be converted to single page tiff files.

Below the instructions, there is a form with a text input field and two buttons: "Browse..." and "Attach File". At the bottom of the form, there are three buttons: "Back", "Cancel", and "Save".

At the bottom of the page, there is a footer with navigation links: "HOME | INDEX | SEARCH | eBUSINESS | CONTACT US | PRIVACY STATEMENT". The date and time are displayed as "10/02/2009 09:58 AM EDT".

The Windows taskbar at the bottom shows the Start button and several open applications: "3 Microsoft Office...", "2 CTS", "2 Windows Explo...", "ExecutedAssignme...", "2 Internet Exp...", and "Microsoft PowerPoi...". The system clock shows "9:58 AM".

PRE-VIEW UPLOAD

USPTO. EPAS. Patent Assignment Recordation Form. Image Attachments - Windows Internet Explorer

http://epas.uspto.gov/epas/attachments.jsp

File Edit View Favorites Tools Help

USPTO. EPAS. Patent Assignment Recordation Form. I... | Home | Site Index | Search | Guides | Contacts | eBusiness | eBiz alerts | News | Help

Electronic Patent Assignment System

Patent Assignment Recordation Form
Navigation: [Guidelines](#) · [Conveyance Type](#) · [Correspondence](#) · [Conveyor](#) · [Receiver](#) · [Property](#) · [Attachments](#)

EPAS v.14.2
PTO-1535 (Rev. 05/03)
OMB No. 0651-0027 (Exp. 03/31/2012)

Image Attachments

Attach required legal documents
Document pages must be in TIFF or PDF format, letter size (8.5"x11"), 300 dpi, portrait orientation, black and white with black text on white background.
To ensure clarity of image please review each thumbnail.
If the file type attached is not of TIFF type, the attached document(s) will be converted to single page tiff files.
To attach a file click the 'Browse' button and select a file, file (.pdf, .tif or .txt is permitted)
Then click the 'Attach' button to transmit the file to the server.
A thumbnail image will appear on the screen when the file is successfully attached.
Note: File types .pdf, .txt or multi-page tiff files will be converted to single page tiff files.

Browse... Attach File

Attached images:

1. ExecutedAssignment_BARZ0011-US_10-2-2009#page1.tif
Remove

2. ExecutedAssignment_BARZ0011-US_10-2-2009#page2.tif
Remove

Remove All Images

Next Screen Back Cancel Save

HOME | INDEX | SEARCH | eBUSINESS | CONTACT US | PRIVACY STATEMENT

10/02/2009 10:00 AM EDT

Start | Microsoft Office... | 2 CTS | 2 Windows Explo... | ExecutedAssignme... | 2 Internet Exp... | Microsoft PowerPoi... | 10:01 AM

ELECTRONICALLY SIGN (TOP HALF OF SCREEN)

USPTO. EPAS. Patent Assignment Recordation Form. Signature - Windows Internet Explorer

http://epas.uspto.gov/epas/p.jsp

File Edit View Favorites Tools Help

USPTO. EPAS. Patent Assignment Recordation Form. ...

United States Patent and Trademark Office

Home | Site Index | Search | Guides | Contacts | eBusiness | eBiz alerts | News | Help

Electronic Patent Assignment System

Patent Assignment Recordation Form
Navigation: [Guidelines](#) - [Conveyance Type](#) - [Correspondence](#) - [Conveyor](#) - [Receiver](#) - [Property](#) - [Attachments](#) - [Sign](#)

EPAS v1.4.2
PTO-1535 (Rev. 05/03)
OMB No. 0651-0027 (Esp. 03/31/2012)

Signature

The request must be signed by the filer. The request will not be "signed" in the sense of a traditional paper document. To sign the request, the signer must enter any combination of printable characters that have been adopted to serve the function of a signature, preceded and followed by the forward slash(/) symbol. Acceptable "signatures" could include: /john doe/, /jd/, and /123-4567/.

Sign the request by completing the following fields

PATENT ASSIGNMENT

Electronic Version v1.1
Stylesheet Version v1.1

SUBMISSION TYPE:	NEW ASSIGNMENT
NATURE OF CONVEYANCE:	ASSIGNMENT

CONVEYING PARTY DATA

Name	Execution Date
Alberto COLETTI	09/23/2009
Luigi PICCARI	09/23/2009
Mario ZITELLI	09/23/2009

RECEIVING PARTY DATA

Name:	ARGOS INGEGNERIA S.P.A.
Street Address:	Via Tiburtina, 1166 - 00156
City:	ROME
State/Country:	ITALY

PROPERTY NUMBERS Total: 1

Property Type	Number
---------------	--------

Start | 3 Microsoft Office... | 2 CTS | 2 Windows Explo... | ExecutedAssignme... | 2 Internet Exp... | Microsoft PowerPoi... | 10:02 AM

ELECTRONICALLY SIGN (BOTTOM HALF OF SCREEN)

USPTO. EPAS. Patent Assignment Recordation Form. Signature - Windows Internet Explorer

http://epas.uspto.gov/epas/p.jsp

File Edit View Favorites Tools Help

USPTO. EPAS. Patent Assignment Recordation Form. ...

Name	Execution Date
Alberto COLETTI	09/23/2009
Luigi PICCARI	09/23/2009
Mario ZITELLI	09/23/2009

RECEIVING PARTY DATA

Name:	ARGOS INGEGNERIA S.P.A.
Street Address:	Via Tiburtina, 1166 - 00156
City:	ROME
State/Country:	ITALY

PROPERTY NUMBERS Total: 1

Property Type	Number
Application Number:	12536248

CORRESPONDENCE DATA

Fax Number: 703415-0013
Correspondence will be sent via US Mail when the fax attempt is unsuccessful.

Phone: 7034150012

Email: meifeld@weifeld.com

Correspondent Name: RICHARD WEIFELD

Address Line 1: 4813-B EISENHOWER AVENUE

Address Line 4: ALEXANDRIA, VIRGINIA 22304

Total Attachments: 2
source=ExecuteAssignment_BARZ0011-US_10-2-2009#page1.tif
source=ExecuteAssignment_BARZ0011-US_10-2-2009#page2.tif

Signature:

Name:

Date: 10/02/2009

Next Screen Back Cancel Save

HOME | INDEX | SEARCH | BUSINESS | CONTACT US | PRIVACY STATEMENT

10/02/2009 10:01 AM EDT

Start Microsoft Office... 2 CTS 2 Windows Explo... ExecutedAssignme... 2 Internet Exp... Microsoft PowerPoi... 10:03 AM

VALIDATE DATA

USPTO. EPAS. Patent Assignment Recordation Form. Validate - Windows Internet Explorer

http://epas.uspto.gov/epas/p.jsp

File Edit View Favorites Tools Help

USPTO. EPAS. Patent Assignment Recordation Form. ...

United States Patent and Trademark Office

Home | Site Index | Search | Guides | Contacts | eBusiness | eBiz alerts | News | Help

Electronic Patent Assignment System

Patent Assignment Recordation Form
Navigation: [Guidelines](#) - [Conveyance Type](#) - [Correspondence](#) - [Conveyor](#) - [Receiver](#) - [Property](#) - [Attachments](#) - [Sign](#) - [Validate](#)

EPAS v1.4.2
PTO-1535 (Rev. 05/03)
OMB No. 0651-0027 (Esp. 03/31/2012)

Validate

All data entered on the previous screens are displayed below. Check the data carefully. If you find any errors, go back to the appropriate screen and correct. Otherwise, select the Go to Payment screen button to proceed.

PATENT ASSIGNMENT

Electronic Version v1.1
Stylesheet Version v1.1

SUBMISSION TYPE:	NEW ASSIGNMENT
NATURE OF CONVEYANCE:	ASSIGNMENT

CONVEYING PARTY DATA

Name	Execution Date
Alberto COLETTI	09/23/2009
Luigi PICCARI	09/23/2009
Mario ZITELLI	09/23/2009

RECEIVING PARTY DATA

Name:	ARGOS INGEGNERIA S.P.A.
Street Address:	Via Tiburtina, 1166 - 00156
City:	ROME
State/Country:	ITALY

PROPERTY NUMBERS Total: 1

Property Type	Number
Application Number:	12536748

Start | 3 Microsoft Office... | 2 CTS | 2 Windows Explo... | ExecutedAssignme... | 2 Internet Exp... | Microsoft PowerPoi... | 10:04 AM

PAY FEES

PTO Secure Payment Server SSL - Choose Payment Type - Windows Internet Explorer

http://epas.uspto.gov/epas/p.jsp

File Edit View Favorites Tools Help


PTO Secure Payment Server SSL - Choose Payment T...

 **United States
Patent and
Trademark Office**

The U.S. Patent and Trademark Office supports Secure Sockets Layer (SSL) for the security of all transactions. If you would like to read more about the security of your transaction click [here](#).

Credit Card Payment

The USPTO accepts the following credit cards for payment:
Visa®, MasterCard®, Discover® and American Express®

Pay by Credit Card

Deposit Account Payment

A USPTO Deposit Account is required to pay using this method.
For information about USPTO Deposit Accounts, click [here](#).

Pay by Deposit Account

EFT Payment

An active EFT User Account is required to pay using this method.
For information about the EFT payment method, click [here](#).
To sign up for an EFT User Account, click [here](#).
Note: For a new EFT User Account, we must verify your banking information before you can pay by EFT.

Pay by EFT

Click here to cancel this transaction

DIGITAL SECURITY by Entrust

Start | 3 Microsoft Office... | 2 CTS | 2 Windows Explo... | ExecutedAssignme... | 2 Internet Exp... | Microsoft PowerPoi... | 10:05 AM

ADD DOCKET NUMBER TO PAYMENT!


PTO Secure Server Payment Information Summary Page - Windows Internet Explorer

https://amps.uspto.gov/eram/Controller.jsessionid=0000p-qjRPAZaP56A2KjCvU3Hj7.11g108rsk

File Edit View Favorites Tools Help

PTO Secure Server Payment Information Summary Page

Page Safety Tools



**United States
Patent and
Trademark Office**

Please confirm that the information shown below is correct. If there are any errors, click "**Change**" to return to the previous form. Otherwise, click "**Submit**" to process payment, or "**Cancel**" to abort the transaction.

Credit Card Payment Information:

Card Number: ...1002
Card Type: AMERICAN EXPRESS®
Name on Card: RICHARD NEIFELD
Expiration Date: 08/2012
Street Address 1: 4813-B EISENHOWER AVENUE
Street Address 2:
City: ALEXANDRIA
State: VIRGINIA
Zip Code: 22304
Country: UNITED STATES
Amount: 40
Description: USPTO Patent Assignment
Attorney Docket Number: **Optional**

NO REFUND POLICY: All sales are final and no refunds will be issued, unless a clear *technical* problem results in an inadvertent duplicate payment. Please ensure your transaction is correct before submitting your payment. By clicking the "**Submit**" button below, you are agreeing to the U.S. Patent and Trademark Office's no refund policy.

I hereby approve the U.S. Patent and Trademark Office (USPTO) to authorize and charge my credit card listed above. I understand that my credit card company will reserve the funds for payment to the USPTO. If the USPTO security features decline the payment, it may take 3 to 10 days for my credit card company to release the funds, and I am still responsible for making the payment to the USPTO.

Your transaction may take up to three (3) minutes. We appreciate your patience.

NOTE: Pressing 'Submit' multiple times may cause the same transaction to be

Start | 3 Microsoft O... | 2 CTS | 2 Windows E... | ExecutedAssig... | 2 Internet ... | Microsoft Pow... | WordPerfect 9... | 10:08 AM

ACCOUNTING!

The screenshot displays the PCLaw Pro software interface. The main window is titled "General Check" and shows a check form for "Neifeld IP Law, PC". The check is for \$40.00, dated 10/2/2009, payable to "Commissioner for Patents". The account number is 682. Below the check form is a table with columns: Matter, Expl Code, Explanation, Amount, G/L Account, and Description. The table is currently empty. To the right of the check form is a list of account balances (Acct Bal) with values ranging from -13563.00 to -28013.88. At the bottom of the window, there are buttons for "Reports...", "Matter Manager", and "Calendar". The Windows taskbar at the bottom shows the Start button and several open applications, including Microsoft Office and PCLaw Pro. The system clock shows 10:11 AM.

General Check Form:

- Account: 682
- Check #: 682
- Payable To: Commissioner for Patents
- Date: 10/2/2009
- Amount: 40.00
- Explanation: 18

Matter	Expl Code	Explanation	Amount	G/L Account	Description
--------	-----------	-------------	--------	-------------	-------------

Account Balance List (Acct Bal):

- 13563.00
- 13523.00
- 12734.00
- 12272.00
- 27918.88
- 25581.07
- 25551.07
- 25492.07
- 29953.88
- 29773.88
- 28683.88
- 28558.88
- 28013.88

Bottom Panel:

- Reports...
- Matter Manager
- Calendar

ELECTRONIC RECEIPT - HTML

USPTO. EPAS. Receipt - Windows Internet Explorer
http://epas.uspto.gov/com/receipt.jsp?name=GWB7USGG0PBJ-12316

United States Patent and Trademark Office
Home | Site Index | Search | Guides | Contacts | eBusiness | eBiz alerts | News | Help

Electronic Patent Assignment System

Confirmation Receipt

Your assignment has been received by the USPTO.
The coversheet of the assignment is displayed below:

PATENT ASSIGNMENT

Electronic Version v1.1
Stylesheet Version v1.1

SUBMISSION TYPE:	NEW ASSIGNMENT
NATURE OF CONVEYANCE:	ASSIGNMENT

CONVEYING PARTY DATA

Name	Execution Date
Alberto COLETTI	09/23/2009
Luigi PICCARI	09/23/2009
Mario ZITELLI	09/23/2009

RECEIVING PARTY DATA

Name:	ARGOS INGEGNERIA S.P.A.
Street Address:	Via Tiburtina, 1166 - 00156
City:	ROME
State/Country:	ITALY

PROPERTY NUMBERS Total: 1

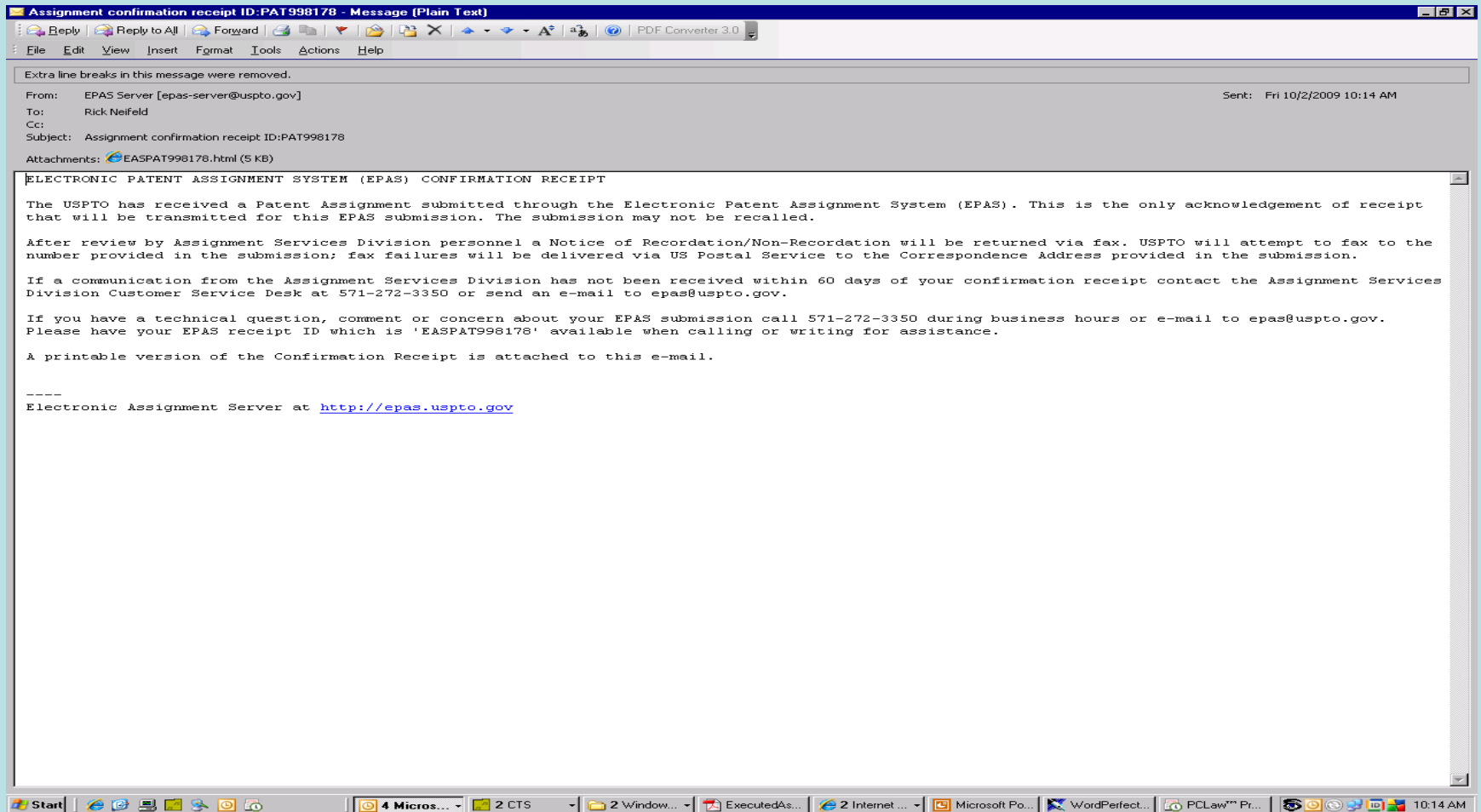
Property Type	Number
Application Number:	12536248

CORRESPONDENCE DATA

EPAS Server
Assignment confirmation receipt ID: PAT998178
ELECTRONIC PATENT ASSIGNMENT SYSTEM (EPAS)
CONFIRMATION RECEIPT

Start | 3 Microsof... | 2 CTS | 2 Window... | ExecutedAs... | 2 Intern... | Microsoft P... | WordPerfec... | PCLaw™ Pr... | 10:13 AM

ELECTRONIC RECEIPT - EMAIL



The screenshot shows a Windows XP desktop environment with a Microsoft Outlook window open. The window title is "Assignment confirmation receipt ID: PAT998178 - Message (Plain Text)". The menu bar includes "File", "Edit", "View", "Insert", "Format", "Tools", "Actions", and "Help". The toolbar contains icons for "Reply", "Reply to All", "Forward", "Print", "Delete", "Move", "Copy", "Paste", "Undo", "Redo", "Zoom", and "PDF Converter 3.0".

The email header information is as follows:

- From: EPAS Server [epas-server@uspto.gov]
- To: Rick Neifeld
- Cc:
- Subject: Assignment confirmation receipt ID: PAT998178
- Sent: Fri 10/2/2009 10:14 AM
- Attachments: EASPAT998178.html (5 KB)

The main body of the email contains the following text:

ELECTRONIC PATENT ASSIGNMENT SYSTEM (EPAS) CONFIRMATION RECEIPT

The USPTO has received a Patent Assignment submitted through the Electronic Patent Assignment System (EPAS). This is the only acknowledgement of receipt that will be transmitted for this EPAS submission. The submission may not be recalled.

After review by Assignment Services Division personnel a Notice of Recordation/Non-Recordation will be returned via fax. USPTO will attempt to fax to the number provided in the submission; fax failures will be delivered via US Postal Service to the Correspondence Address provided in the submission.

If a communication from the Assignment Services Division has not been received within 60 days of your confirmation receipt contact the Assignment Services Division Customer Service Desk at 571-272-3350 or send an e-mail to epas@uspto.gov.

If you have a technical question, comment or concern about your EPAS submission call 571-272-3350 during business hours or e-mail to epas@uspto.gov. Please have your EPAS receipt ID which is 'EASPAT998178' available when calling or writing for assistance.

A printable version of the Confirmation Receipt is attached to this e-mail.

Electronic Assignment Server at <http://epas.uspto.gov>

The taskbar at the bottom shows the Start button and several open applications: "4 Micro...", "2 CTS", "2 Window...", "ExecutedAs...", "2 Internet ...", "Microsoft Po...", "WordPerfect...", and "PCLaw™ Pr...". The system clock shows "10:14 AM".

NEXT? PTO REVIEW AND DATABASE ENTRY

- PTO PERSONNEL REVIEWS FILING
- PTO PERSONNEL ENTERS INTO
ASSIGNMENT DATABASE
- AGENT RECEIVES PTO DATABASE
RECORD NUMBER
- REEL/FRAME: XXXX/YYYY
- PTO ASSIGNMENT DATABASE ONLINE
- <http://assignments.uspto.gov/assignments/>

THE END

THANK YOU FOR YOUR
ATTENTION!

Rick Neifeld and Robert Hahl

NEIFELD IP LAW, PC

ALEXANDRIA, VA USA